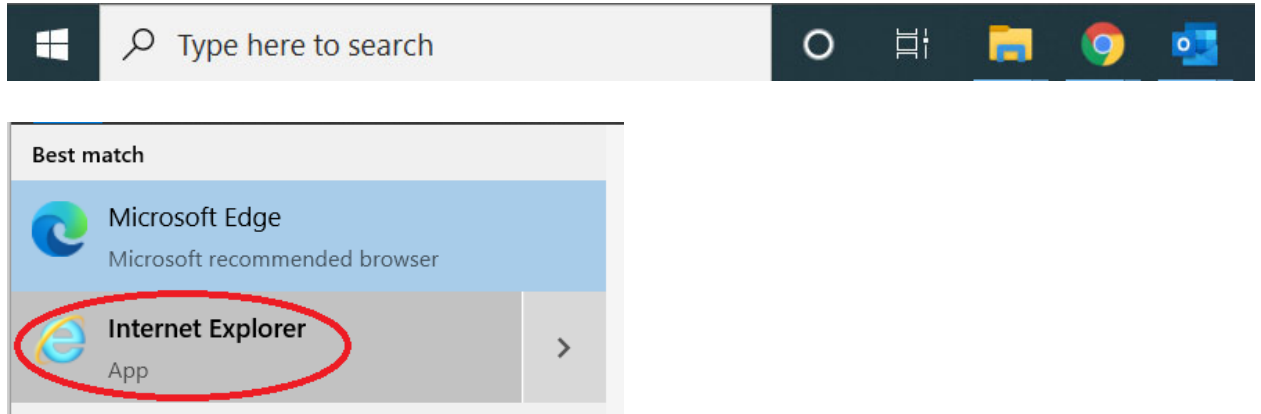


NBOME System Requirements

1. Open **Internet Explorer** by searching for it in the taskbar at the bottom left of your screen:

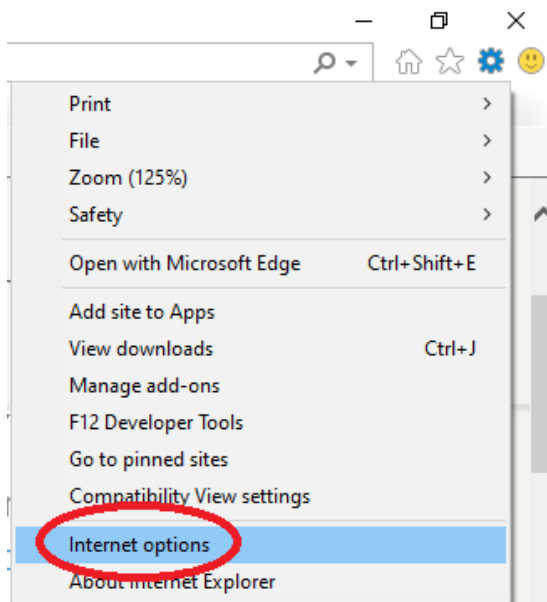


IMPORTANT: Make sure you click on Internet Explorer and NOT Microsoft Edge.

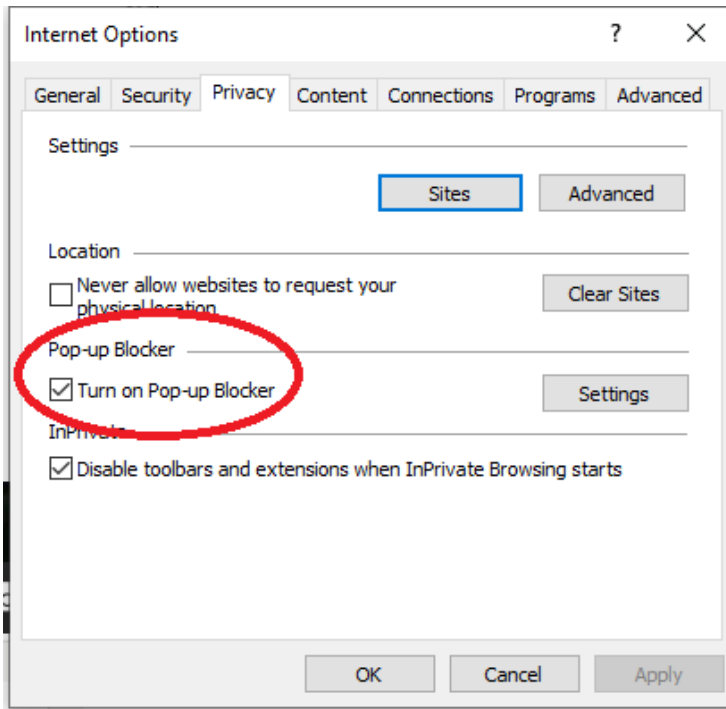
2. Next, click on the Settings icon (the gear) at the top right of Internet Explorer and make sure your **Zoom** is set to **125%**.



3. Also under the Settings menu, click on **Internet options**.



4. Go to the **Privacy** tab and uncheck **Pop-up Blocker** and click **OK**:



5. Copy the NBOME System Checker web address into the Internet Explorer address bar and run the check:
<https://www.programworkshop.com/PW2/SiteReadiness/1.1/Home/Home/Home?SK=200&CV=3.0&RV=1.1&SCV=3.1&SBV=1.1&sc=zRLpVSkXqTfB9dRvUgNyug>
6. If you have any problems, please put in a work order with IT:
https://burrellcollege.on.spiceworks.com/portal_registrations